

**Serie | 8, Downdraft hood, 90 cm,  
clear glass black printed  
DDD97BM60B**

A



**Optional accessories**

DSZ9ID0M0 : Mounting kit remote motor  
DSZ9ID0P0 :  
DSZ9ID0Q0 :

**The DownDraft hood provides an open view into the kitchen and clear views from the hob thanks to a high extraction rate. When not in use it simply disappears into the worktop.**

- **Silent:** maximum extractor performance with minimal noise.
- **LED Illumination:** The energy-saving lighting provides bright and clear lighting for the hob area.
- **Intensive speed setting:** removes strong kitchen odours quickly and effectively.
- An impressive extraction rate of m<sup>3</sup>/h ensures this hood will have your kitchen odour free in no time.
- **Intensive speed setting with reset:** automatically resets the hood to normal speed setting

**Technical Data**

Typology : Downdraft  
Approval certificates : CE  
Length of electrical supply cord : 150 cm  
Required niche size for installation (HxWxD) : 738mm x 844.0mm x 104mm mm  
Net weight : 35.295 kg  
Type of control : Electronic  
Number of speed settings : 3-stage + 2 intensive  
Maximum output air extraction : 530 m<sup>3</sup>/h  
Boost position output recirculating : 500.0 m<sup>3</sup>/h  
Maximum output recirculating air : 452 m<sup>3</sup>/h  
Boost position air extraction : 750 m<sup>3</sup>/h  
Number of lights (Stck) : 1  
Noise level : 62 dB(A) re 1 pW  
Diameter of air outlet : 150 mm  
Grease filter material : Washable aluminium  
EAN code : 4242005074198  
Connection rating : 317 W  
Fuse protection : 10 A  
Voltage : 220-240 V  
Frequency : 50 Hz  
Plug type : GB plug  
Installation type : Built-in



## Serie | 8, Downdraft hood, 90 cm, clear glass black printed DDD97BM60B

**The DownDraft hood provides an open view into the kitchen and clear views from the hob thanks to a high extraction rate. When not in use it simply disappears into the worktop.**

### Key performance features:

- Energy Efficiency Class: A (at a range of energy efficiency classes from A+++ to D)
- Extraction rate according to EN 61591 ø 15 cm:  
max. Normal use 530 m<sup>3</sup>/h  
Intensive 750 m<sup>3</sup>/h
- Noise max. Normal Level: Noise, max. speed in normal us: 62 dB dB\*

### Features

- TouchControl for extractor speeds and light
- 3 power levels and 2 intensive settings
- 1 x 7W LED-module
- Automatic after running (Automatic after running (10 min))
- 2 removable metal grease filter cassettes
- Saturation indicator for metal and charcoal filter

### Design

- Worktop ventilation
- Installation: integrated
- Suitable for regular or flush installation in worktops.
- Extension height 300 mm
- Rim ventilation
- Electronic control

### Performance/technical information

- Suitable for ducted or recirculating operation
- For recirculated extraction recirculating kit (accessory) needed
- In recirculation mode no combination with gas hobs allowed.
- Noise level according to EN 60704-3 and EN 60704-2-13 exhaust air:  
Max. normal use: 62 dB(A) re 1 pW  
Intensive: 67 dB(A) re 1 pW
- Extraction rate in recirculation mode:  
Max. normal use: 452 m<sup>3</sup>/h  
Intensive: 500 m<sup>3</sup>/h
- Noise levels in recirculation mode:  
Max. normal use: 72 dB(A) re 1 pW  
Intensive: 75 dB(A) re 1 pW
- Power rating: 317 W
- Light Intensity: 203 lux
- Colour Temperature: 3500 K
- Electrical cable length 1.5 m
- Blower Efficiency Class: A\*
- Lighting Efficiency Class: A\*
- Grease Filtering Efficiency Class: D\*
- Average Energy Consumption: 54.2 kWh/year\*
- Diameter pipe ø 150 mm (ø 150 mm enclosed)
- Dimensions exhaust air (HxWxD): 738-1038 x 918 x 268 mm
- Dimensions recirculating (HxWxD): 738-1038 x 918 x 268 mm

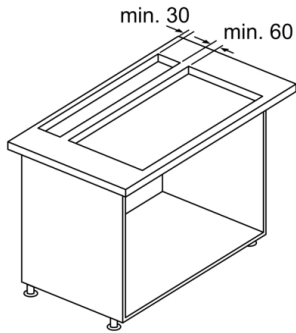
### Optional accessories

- Recirculating kit DSZ9ID0M0

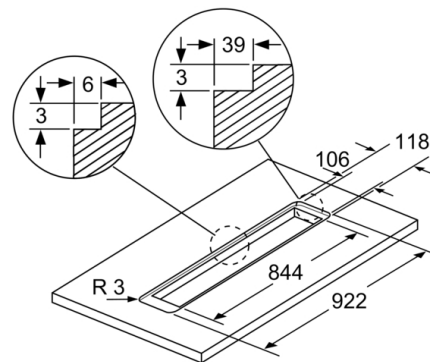
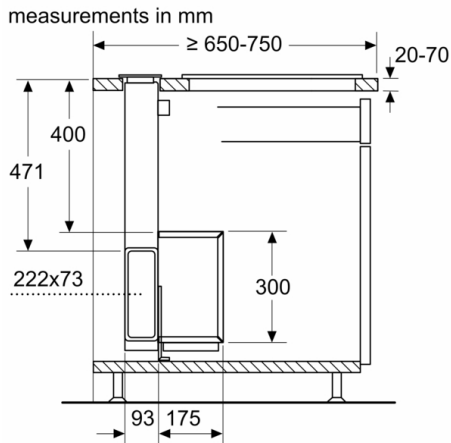
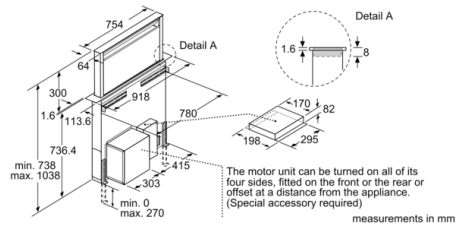
\* In accordance with the EU-Regulation No 65/2014

**Serie | 8, Downdraft hood, 90 cm, clear glass  
black printed  
DDD97BM60B**

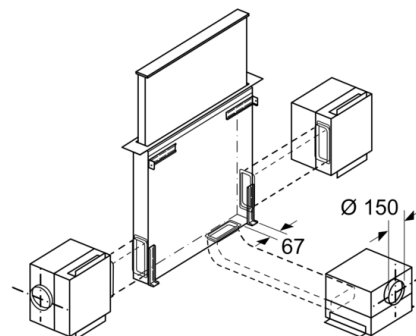
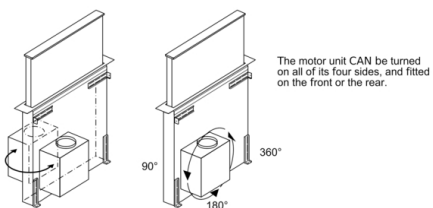
Combination with electric hob



For use with gas hob see drawing  
"Combination with gas hob".  
measurements in mm



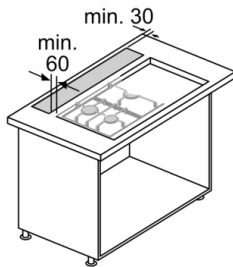
For flush installation in stone and granite  
work surfaces  
measurements in mm



The motor unit can be fitted at  
a maximum distance of three metres  
from the appliance.  
(Special accessory required)

**Serie | 8, Downdraft hood, 90 cm, clear glass  
black printed  
DDD97BM60B**

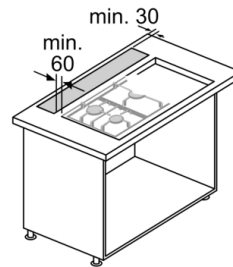
Combination with gas hob 75 cm



Use with gas hob only possible  
in air extraction mode.  
Total maximum output: 11.9 kW  
Maximum output of wok 4.2 kW.  
Total maximum output of rear hobs: 4.7 kW

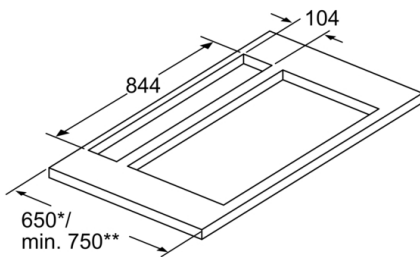
measurements in mm

Combination with gas hob 90 cm



Use with gas hob only possible  
in air extraction mode.  
Total maximum output: 13.7 kW  
Maximum output of wok 6 kW.  
Total maximum output of rear hobs: 4.7 kW

measurements in mm



Only install one side of the appliance at  
least 50 mm from a high-sided unit or a wall.

\* 650 mm depth only in combination with  
slim hobs.

\*\* min. 750 mm for hobs with 500 mm  
cut-out depth.                      measurements in mm