

**Serie | 4, Built-in fridge-freezer with freezer at bottom, 177.2 x 54.1 cm, flat hinge  
KIN86HFE0**



**Included accessories**

3 x egg tray  
1 x ice cube tray

**The connected built-in fridge-freezer combination with VitaFresh XXL and NoFrost keeps food fresh for longer and prevent ice formation.**

- **Home Connect:** home appliances with smart connectivity for an easier everyday life.
- **VarioInverter** works by adjusting to the changes in temperatures inside and outside the refrigerator and the load within and provides optimal performance\* during voltage fluctuations.
- **NoFrost:** never defrost again, thanks to perfect protection from ice formation - that saves time and effort.
- **VitaFresh XXL Pro 0°C:** climate-controlled compartments lock in freshness and nutrients for longer.
- LED lights bring a completely new lighting concept to fridges

**Technical Data**

Energy Efficiency Class: E  
 Average annual energy consumption in kilowatt hour per year (kWh/a): 234 kWh/annum  
 Sum of volume of frozen compartments: 76 l  
 Sum of volume of chill compartments: 184 l  
 Airborne acoustical noise emissions : 35 dB(A) re 1 pW  
 Airborne acoustical noise emission class: B  
 Construction type: Built-in  
 Door panel options: Possible but accessory  
 Width of the appliance: 541 mm  
 Depth of the product: 548 mm  
 Required niche size for installation (HxWxD): 1775.0 x 560 x 550 mm  
 Net weight: 54.537 kg  
 Fuse protection: 10 A  
 Door hinge: Right reversible  
 Voltage: 220-240 V  
 Frequency: 50 Hz  
 Approval certificates: CE, E17D UKCA marking, VDE  
 Length of electrical supply cord: 230 cm  
 Storage Period in Event of Power Failure (h): 10 h  
 Number of compressors: 1  
 Number of independent cooling systems: 1  
 Interior ventilator: No  
 Reversible Door Hinge: Yes  
 Number of Adjustable Shelves in fridge compartment (Stck): 3  
 Shelves for Bottles: No  
 Frost free system: Freezer  
 Installation type: Full-integrated  
 Type of hinge: Flush-folding



**Serie | 4, Built-in fridge-freezer with freezer at bottom, 177.2 x 54.1 cm, flat hinge KIN86HFEO**

**The connected built-in fridge-freezer combination with VitaFresh XXL and NoFrost keeps food fresh for longer and prevent ice formation.**

**Key features - Freezer section**

- NoFrost freezer, never have to defrost ever again
- 3 freezer drawers
- Net 4\* compartment volume : 76 l
- Based on the results of the standard 24-hour test. Actual consumption depends on usage/position of the appliance.
- 3 x egg tray, 1 x ice cube tray

---

**Performance and Consumption**

- EU19\_EEK\_D: E
- Total Volume : 260 l
- Net Fridge Volume : 184 l
- Net Freezer Volume : 76 l
- Freezing capacity 24h : 4 kg
- Annual Energy Consumption: 234 kWh/a
- Climate Class: SN-ST
- EU19\_Fast freezer facility\_D
- Noise Level : 35 dB , EU19\_Noise emission class\_D: B
- Temperature rise time : EU19\_Temperature rise time\_D: 10 H
- easy Installation

**Design features**

- Home Connect: Remote Monitoring and Control with Wi-Fi connectivity
- Bright interior LED fridge light
- LED electronic control
- SuperFreezing function with automatic deactivation
- optical, acoustic for Fridge and Freeze
- Right hinged door, door reversible

**Freshness System**

- 1 VitaFresh drawer with humidity control - Fruits and vegetables retain vitamins and stay fresh for longer

**Dimension and installation**

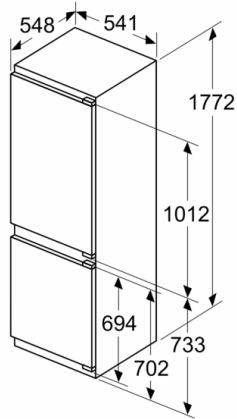
- Dimensions: 177.2 cm H x 54.1 cm W x 54.8 cm D
- Niche Dimensions: 177.5 cm H x 56 cm W x 55 cm D
- 220 - 240 V

**Key features - Fridge section**

- 4 safety glass shelves in fridge compartment of which 3 are height adjustable
- 3 door trays, including 1x dairy compartment
- 1 removable door storage compartments.
- 3 door bins

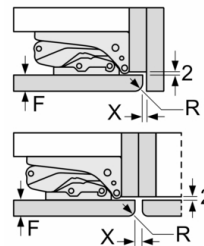
**Serie | 4, Built-in fridge-freezer with freezer at bottom, 177.2 x 54.1 cm, flat hinge KIN86HFEO**

measurements in mm



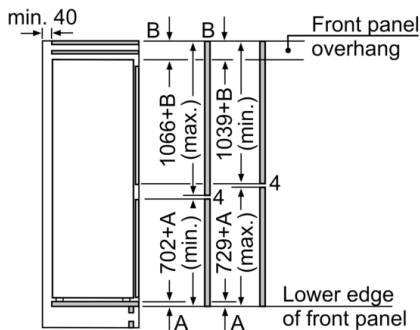
measurements in mm

Recommended gap dimensions for flat hinges



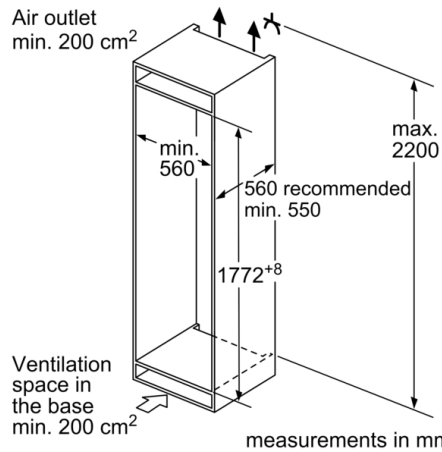
F	R	X
16-19	0-3	2.5
20	0-1	3
	2-3	2.5
21	0-1	3
	2-3	2.5
22	0	4
	1	3.5
	2-3	3

The gap dimensions recommended in the table must be adhered to in order to ensure that appliance doors do not collide with anything when they are opened, and to avoid causing damage to kitchen units.

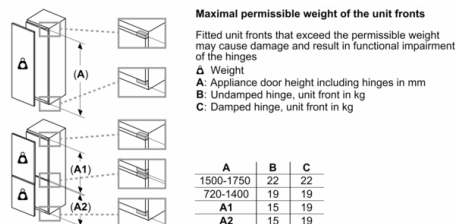
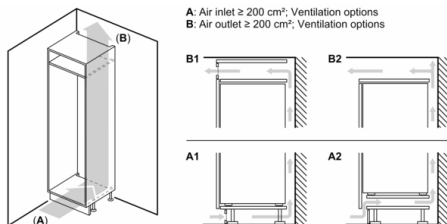


The specified unit door dimensions are valid for a door gap of 4 mm.

measurements in mm



measurements in mm



**Maximal permissible weight of the unit fronts**

Fitted unit fronts that exceed the permissible weight may cause damage and result in functional impairment of the hinges

- Δ Weight
- A: Appliance door height including hinges in mm
- B: Undamped hinge, unit front in kg
- C: Damped hinge, unit front in kg

A	B	C
1500-1750	22	22
720-1400	19	19
A1	15	19
A2	15	19