

N 90, Domino gas hob, 30 cm, Ceramic
N23TA19N0



COOKING PASSION SINCE 1877



The gas hob with heat-resistant ceramic glass surface and adjustable FlameSelect control.

- ✓ Ceramic Glass Surface - extremely easy-to-clean surface.
- ✓ FlameSelect® – Gain ultimate control of your flame.
- ✓ 7-Segment Display with Residual Heat Indicator - a digital display showing the remaining heat.
- ✓ Pan Supports - continuous cast-iron pan supports for maximum stability and cooking convenience.
- ✓ Dual Wok Burner 6.0 kW – Use one gas flame for simmering, two for sizzling stir-fries.

Features

Technical Data

Product name/family : Vario/Domino gas hob w control

Construction type : Built-in

Energy input : Gas

Total number of positions that can be used at the same time : 1

Required niche size for installation (HxWxD) : 45 x 270 x 490-500 mm

Width of the appliance : 306 mm

Dimensions : 45 x 306 x 546 mm

Dimensions of the packed product (HxWxD) : 185 x 397 x 646 mm

Net weight : 7.912 kg

Gross weight : 9.0 kg

Basic surface material : Ceramic

Color of surface : Black, Stainless steel

Color of frame : Black, Stainless steel

Approval certificates : CE, Eurasian

Length of electrical supply cord : 100 cm

EAN code : 4242004203261

Electrical connection rating : 2 W

Gas connection rating : 6000 W

Fuse protection : 3 A

Voltage : 220-240 V

Frequency : 60; 50 Hz

Optional accessories

Z9914X0 Connecting strip



4 242004 203261

N 90, Domino gas hob, 30 cm, Ceramic
N23TA19N0

Features

Design

- ceramic glass surface, black
- Bevelled design, stainless steel
- black cast iron pan supports with protective rubber feet
- Low profile burner: elegant burner design

Usage convenience

- FlameSelect with 9 steps: precisely control and adjust the flame in nine defined levels.
- LED display for each zone: see the selected power level and the residual heat.
- Pan supports dishwasher safe: clean without effort in the dishwasher.
- Design co-ordinated control dials: easily access dials in front with strong grip for effortless turning.
- Ignition via control dials: just push and turn the dials to ignite the flame.

Burners and power

- 1 burner hob
- Including 1 wok burner: use an extra wide power range, separately controlling two flame rings.
- Center front: Wok burner up to 6 KW (depending on gas type)

Safety

- Flame failure safety device: prevents unwanted gas flow when flame goes out.
- 2 stage residual heat indicator: indicates which burner parts and pan supports are still hot.

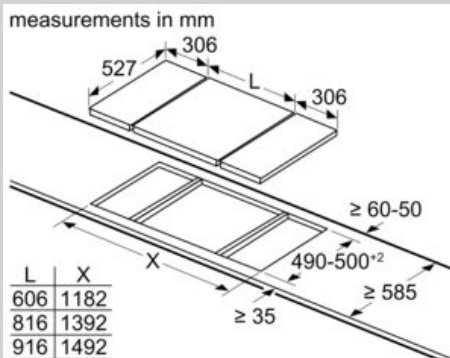
Installation (gas types & measurements)

- Usable for: Nat gas L/LL G25/20mbar(DE)
NG H/E 20mbar, E+ 20/25mbar
Natural gas H 25 mbar (HU)
Natural gas L 25 mbar (NL)
Liquid gas G30,31 28-30/37mbar
Liquid gas G30 37 mbar (PL)
Liquid gas 50 mbar
- Factory set for connection to mains gas
- Nozzle set for LPG jets (28-30/37mbar) included. Nozzles for all other gas types can be ordered via the customer service. For nozzle change, please contact the customer service.
- Dimensions of the product (HxWxD mm): 59 x 306 x 546
- Required niche size for installation (HxWxD mm) : 45 x 270 x (490 - 502)
- Min. worktop thickness: 30 mm
- Power cord: 1 m
- Connected load: 6 KW

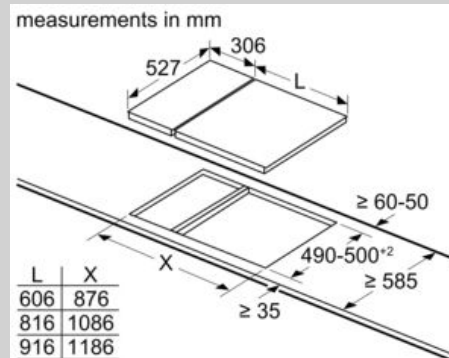
Accessories

- 1 x WOK attachment ring included

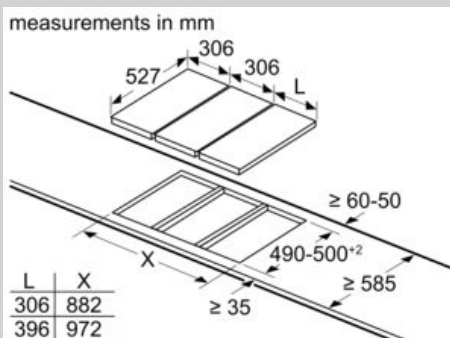
Dimensioned drawings



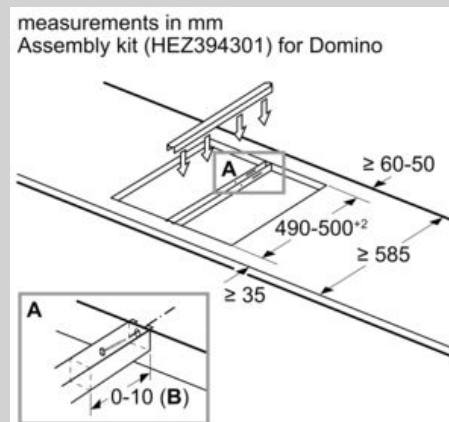
When installing two Domino units right next to a hob, two assembly kits (HEZ394301) are required.



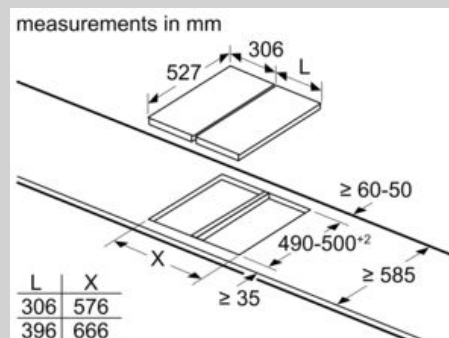
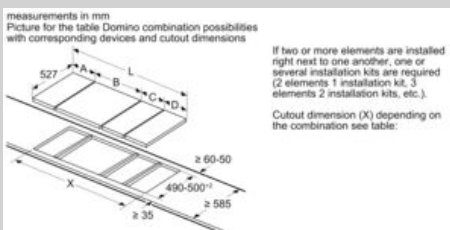
When installing a Domino unit right next to a hob, an assembly kit (HEZ394301) is required.



When installing two or more Domino units side-by-side, one or more assembly kits are required (2 units = 1 assembly kit, 3 units = 2 assembly kits, etc.).



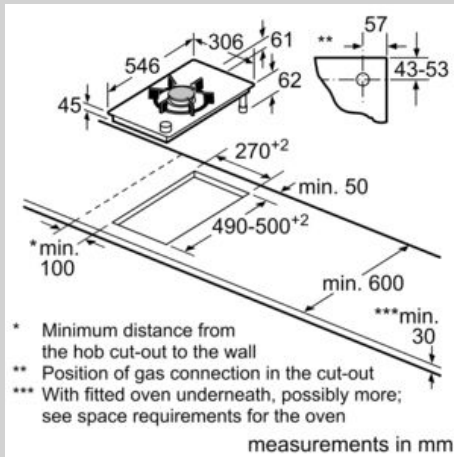
B: Dependent on the cut-out depth



When installing two or more Domino units side-by-side, one or more assembly kits are required (2 units = 1 assembly kit, 3 units = 2 assembly kits, etc.).

N 90, Domino gas hob, 30 cm, Ceramic
N23TA19N0

Dimensioned drawings



measurements in mm
 Domino combination options with corresponding appliance and cut-out dimensions

Width category:
 Appliance width:

	A	B	C	D	L	X
2x30	306	306	-	-	612	576
1x30, 1x40	306	396	-	-	702	666
1x30, 1x60	306	606	-	-	912	876
1x30, 1x70*	306	708	-	-	1014	980
1x30, 1x80	306	826	-	-	1132	1086
1x30, 1x90	306	918	-	-	1224	1186
2x40	396	396	-	-	792	756
1x40, 1x60	396	606	-	-	1002	966
1x40, 1x70*	396	708	-	-	1104	1070
1x40, 1x80	396	826	-	-	1222	1176
1x40, 1x90	396	918	-	-	1314	1276
3x30	306	306	306	-	918	882
2x30, 1x40	306	306	396	-	1008	972
2x30, 1x60	306	306	606	-	1218	1182
2x30, 1x70*	306	306	708	-	1320	1286
2x30, 1x80	306	306	826	-	1438	1392
2x30, 1x90	306	306	918	-	1530	1492
1x30, 2x40	306	396	396	-	1098	1062
1x30, 1x40, 1x60	306	396	606	-	1308	1272
1x30, 1x40, 1x70*	306	396	708	-	1410	1376
1x30, 1x40, 1x80	306	396	826	-	1528	1482
1x30, 1x40, 1x90	306	396	918	-	1620	1582
2x40, 1x60	396	396	606	-	1398	1362
4x30	306	306	306	306	1224	1188
3x30, 1x40	306	306	306	396	1314	1278
1x30, 1x75	306	750	-	-	1056	1020
1x40, 1x75	396	750	-	-	1146	1110
2x30, 1x75	306	306	750	-	1362	1326
1x30, 1x40, 1x75	306	396	750	-	1452	1416

* Not possible with 70 cm induction hob